

Walker Portrait Resource pack

Pack Guidance

This pack can be used as a resource to accompany the display of Walker portraits. It has embedded basic skills aims within it.

It can be used as an interpretation tool for individuals visiting the gallery and also at home or in class by both individuals and groups. (Using copies of the portraits and handouts provided in this pack.)

References are made to

- The Adult Literacy Core Curriculum (Referencing Entry Level 1, 2, 3). Criteria for learners working at entry level 3 are listed at the back of the pack.

Tutors input may be necessary to work through and offer support with some of the content with the learners.

Tutors are encouraged to use their own additional materials to support the development of skills.

Please refer to the BBC Skillswise website to support your teaching and provide additional activities for your learners.

www.bbc.co.uk/skillswise

There are other useful linked web sites sited in the pack.

What can I already do?

Tick the boxes

Writing Skills	Can do	Need help
Do you put your ideas into a sensible order?		
Do you write in complete sentences?		
Do you know when to use full stops and capital letters?		
Do you know when to use commas?		
Do you have difficulty spelling days and months?		
Do you find filling out forms difficult?		
Do you write short notes?		
Do you write letters to friends or family?		
Do you write formal letters?		
Do you check and correct any mistakes?		

Please Circle

What kinds of things do you like to write, letters, diary,

Tick the boxes

Reading Skills	Can do	Need help
Read letters		
Read street and road signs		
Read newspapers and magazines and get the main ideas		
Use a dictionary		
Use a telephone directory		
Read and follow recipes		
Read books of my interest		
Do you need help with reading		

Name: _____

Date: _____

Can you read these words?

Tick the words you can read

family

painting

Walker

frame

artist

oil

canvas

Do you understand the meaning of the words?

Fill the gaps and finish the words

F _ am _

o _ _

W _ _ k _ _

c _ _ _ as

_ ain _ _ _ _

ar _ _ s _

_ _ _ ily

Think!

I can do this

Can do this with help

Name: _____

Date: _____

Can you remember the new words?

Circle or highlight the correct spelling

1. family famly familee

2. ole oyle oil

3. fraime fraym frame

4. artist ateest atist

5. paneting painting paintin

6. canvas kanvas cansas

7. worker Walker warker

Tick

I know the new words

I need more practice spelling them

Name: _____

Date: _____

Capital letters and full stops

Remember you should always start a sentence with a capital letter and end it with a full stop.

You must always use the capital letter 'I' when you are writing about yourself.

Capital letters are also used for names, places, days of the week, months and abbreviated words.

1. Write out the sentences adding capital letters and full stops where they are needed.

Samuel walker was born in 1715

he taught at a local school

mary was samuels wife

samuel started an ironworks with his brother aaron

his second son was called joshua

is the book in samuels hand a bible ?

a new house was built for the walker family at
clifton in 1783

Ws / E1.2
1 1 3 1 3 3

<u>Tick</u>
Hard
Easy

Name: _____

Date: _____

1. Write ten sentences of your own - all about yourself.
Don't forget to use capital letters and full stops in the right places.

When writing a paragraph, you should leave a space after a full stop and then carry on with the next sentence.

2. Use a dictionary to help you with spellings you are not sure about.
3. When you have finished writing, spell check and proof read your work.

Think !

I can do this myself

I can do this with help

ws/E1.1, ws/E1.2 3.3, 3.5, 4.1, 6.1, 7.1.

Some things to think about and consider when you are looking at the paintings in this exhibition.

The Walker Family

What do you think the people in the portraits are thinking about?

What sort of people do you think they were?

Do you think they got along with each other as a family?

The Artist

Do you think the artist's who painted the Walker family members knew them?

Do you think the artist's would have organised and positioned the people in the paintings? So they had to stand or sit where they are? Why do you think this happened?

Artists could make paintings look more appealing by including animals and birds. Can you see any on the portraits?

Visual clues

Things you can see in the paintings often reveal interesting things about the people who have been painted.

What time of year is it in the paintings? How can you tell?

Look at the choices of colours that have been used in the painting. How do they make you feel?

Look at the styles and colours of peoples clothing. What does it tell you about the person?

Use this page to make your own notes !

Tick

I could read this

I could read this with help

I have made some notes

I need support to do this



Portrait....

Portraiture is the art of capturing a likeness of someone - or an artist painting their pictures so well that the viewer knows who the subjects of the paintings are.

Portraits can be as detailed and as realistic (lifelike) as a photograph.

LOOK CLOSELY at the portraits in this exhibition. Human faces can be painted using different shapes and sizes. **But you can see** - there is usually an equal distance between eyes and noses and noses and mouths.

Look at the portraits of the Walker family and see the different shapes and types of nose, eyes, ears and mouths.



Think!

Do the different body parts change a person's expression?

Look around the gallery and find a painting of someone who looks: **happy** **important** **proud** **relaxed**

Draw or write about one of the portraits - based on what you can see and are thinking, whilst looking at the paintings.

Light and dark

Sometimes lighting can be used by the artist to cleverly stimulate mood, feelings or atmosphere. Light and shadow give paintings and drawings depth and shape. Shadows and reflections can either make things look heavy or make things look like they are floating in the air.

Lighting may encourage you to look at something familiar in a different way.

Sometimes it is used by the artist to flatter the person sitting in a portrait.

There are many different kinds of light used in paintings by artists.

Look around at the paintings

Which types of light can you see have been used in the portraits on display?

Sunlight
Moonlight
Firelight
Stage light
Electric light

Names

Joshua's wife Susanna had a family nick-name 'Sukey'.

People get called these names for various reasons.

Some are very obvious.

Here are just a few of them, for you to match. **Draw a line** between the nick-name and the type of person who you think might be given the name.

Brains

A very tall person

Geordie

A name given to a person with this coloured hair

Lofty

A person full of bright ideas

Sparky

A name given to a person from the North East of England

Ginger

Electricians sometimes get called this

Have you got a nick-name or has someone you know in your family? YES / NO

What is it? _____

Why? _____

These names are not in any particular order.
Can you list them in alphabetical order?

Samuel	Anne	Joshua	Thomas
Mary	Sarah	Susannah	Jonathon

1.....

2.....

3.....

4.....

5.....

6.....

7.....

8.....

Look at the Walker Family tree and see what other names there are.

Walker Family Portraits – Word Search Puzzle

Use a highlighter pen to help you solve this puzzle.
Try to find all the hidden words.

CANVAS

JOSHUA

OIL

SAMUEL

FRAME

MARY


PAINTING

SUSANNAH

IRONWORKS

MUSEUM

ROTHERHAM



Word Search - Answers

```

+ + + + + + + + J + + + + + + + +
+ + + + + + + + O + + + + + + + E +
M U E S U M + + S + S + + + + S M +
+ + + + + + + + H + + A + + K + A +
+ + + + + Y + + U + + + V R + + R +
+ + + + R + + + A O I L O N + + F +
+ + + A + + + + + + + W + + A S + +
+ + M + + + + + + + N + + + A C + +
S + + + + + + + + O + + + M + + + +
+ U + + + + + + + R M + + U + + + +
+ + S + + + + I + A + E + + + + +
+ + + A + + + + + H L + + + + +
+ + + + N + + + + R + + + + +
+ + + + + N + + + E + + + + +
+ + + + + A + + H P A I N T I N G
+ + + + + + + + T + + + + +
+ + + + + + + + O + + + + +
+ + + + + + + + R + + + + +

```

(Over, Down, Direction)

CANVAS (16, 8, NW)

FRAME (17, 6, N)

IRONWORKS (8, 11, NE)

JOSHUA (9, 1, S)

MARY (3, 8, NE)

MUSEUM (6, 3, W)

OIL (10, 6, E)

PAINTING (11, 15, E)

ROTHERHAM (10, 18, N)

SAMUEL (16, 7, SW)

SUSANNA (1, 9, SE)

Answers to crossword

Down

1. Fragile

2. Damaged

3. Dry

Across

4. conservator

Looking after works of Art

Just like people, works of art like the portraits can become aged, **fragile** and easily damaged as they get older. They need to be cared for, cleaned and restored to have a long life.

Staff in galleries and museums need to make sure the paintings do not have too much harsh light shining directly on them.

They are also protected so they do not get damp or become too **dry**.

Once a painting becomes **damaged** or shows signs of wear, a specialist has to be called in to improve and repair it.

This person is called a **conservator**.

Some common problems they have to work on are caused by:

- discoloured varnish
- surface cracking
- damage to frames and canvas

Look around the gallery/museum and see if you can find out more about how conservators work to look after paintings and restore them.


Rt/E3.1, 3.4
Rs/E3.2, 3.5

Looking after

Tick

I can read this myself

I need some help



Down

1. works of art become this as they get older?
2. if a painting is not protected it may become?
3. we have to make sure paintings do not get too damp or too?

Across

4. a specialist person who can improve paintings or restore them?

dry

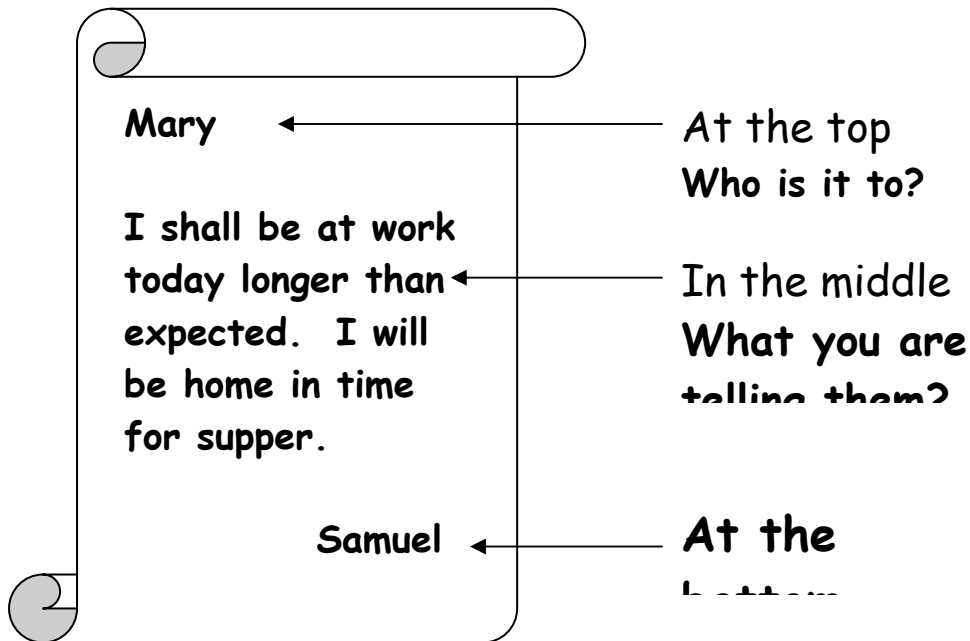
damaged

conservator

fragile

Message to Mary

A note from Samuel to Mary to tell her he might be late home might look like the note below.



Now have a go at writing the notes below

1. Write a note to the governess from Susannah
2. Write a note to the cook from Mary asking to see the weekly menu.
3. Write a note from Joshua to his son Henry.

What are they like?

You can make your writing more interesting if you use as wide a variety of words as possible.

Word Choice

Choose **three** people from the Walker portraits and then choose **three words** from the list to describe them.

Bright	Shy	merry	kind	young	old
Flashy	Cheerful	large	small	sour	boring
Hostile	Strong	sweet	weedy	gentle	proud
Stern	Happy	macho	sad	mild-mannered	

Character


Describing Words

Now choose **two words of your own** - not on the list to describe the three characters you have chosen.

1. _____
2. _____
3. _____

HOMOPHONES

Homophones are words that sound the same, but have different spellings and meanings, e.g. **flower** and **flour**.



It is not always easy to know which is the correct spelling. You often need to learn these words, as there are no spelling rules to help you remember them.

1. Write the following sentences out and choose which you think is the correct word for each one.

- The clothing Samuel wore in his portrait was very **plain/plane**.
- The **made/maid** cleaned all of the rooms in the house.
- The Walker Family were wealthy, they were not **pour/paw/poor**.
- Joshua went out hunting and **caught/court** a large hare.

- A **hare/hair** is an animal like a rabbit.
 - William Richardson was the gardener, he liked to grow many different types of **flower/flour**.
 - It was **there/their/they're** dog that bit the maid.
-
-

2. Spell check and proof read your work

Ws/E2.1, 4.1, 5.1, 7.1

EASY
HARD
OK

Walker Family Quiz

Have a go at answering the following questions. You may need to look around other displays in the gallery and museum for clues.

1. What year was Samuel Walker born?
2. Who in one of the portraits wears a bonnet covering her hair?
3. What were Joshua's interests and hobbies?
4. Which female liked to dress in expensive clothes and wear feathers in her hair?
5. Whose interests were musical? Clue: This person is holding some sheet music in her portrait.
6. In what year did Clifton House become a Museum?
7. Joshua Walker was the manager of which businesses in Rotherham?
8. Which architect designed Clifton House?

Now check your answers over the page

Have a go at filling in your own profile.

NAME: _____
PLACE OF BIRTH: _____ COLOUR OF EYES _____
COLOUR OF HAIR: _____ HEIGHT: _____
INTERESTS: _____

Answers to Walker Family Quiz

1. 1715
2. Mary Walker
3. Hunting
4. Susannah
5. Elizabeth Abney
6. 1893
7. iron and steelworks
8. John Carr
9. Elizabeth Edith

Vocabulary

RW/L1.2

RW/L2.2,2.3

As you move around the gallery there might be lots of new words on display that you have not seen or used before. Here are some of the words you might come across.

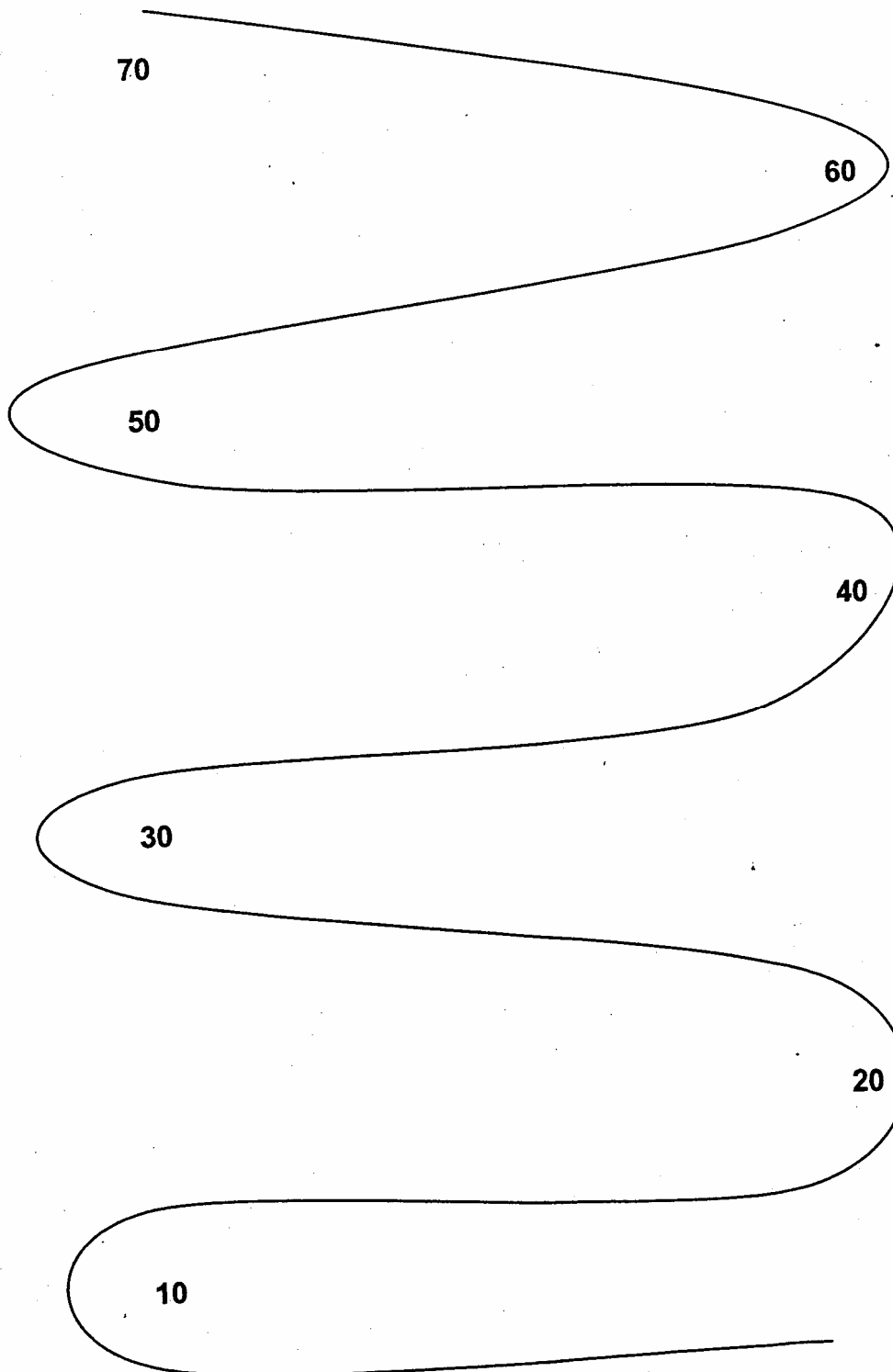
<u>Elements of Art</u> Colour Form Line Shape Space Texture Value	<u>media</u> acrylic paint oil paint brush crayon fresco paint paper Pastel pen Pencil Photography pigments tempera
<u>Principles of Art</u> Balance Contrast Emphasis Proportion Pattern Rhythm Unity Variety	<u>Other Key Words</u> portrait landscape still life realistic abstract sketch background

Use a dictionary to find out the meaning of any new words that you are not sure about.

TIME LINE

This is your life! Using the time line below, write in key events in your life so far.

Add pictures or photos if you wish! Write on the top half of the line in a different colour, put some of the things you hope to do in later life!



PROOF READING

HOW TO PROOF READ YOUR OWN WORK

PROOF READING your own work involves 3 things:

1. Checking your writing makes sense
2. Checking your spelling
3. Checking your punctuation

It is impossible to check everything all at once so you need to read through your writing a few times checking for different things each time.

The following tips might help you:

1. First read through your writing to make sure it makes sense:
Check you haven't missed any words out
2. Then check your punctuation:
 - A Check you've used capital letters in the right places
 - B Check your full stops are in the right place
 - C Check you've used commas if you need them
 - D Check you've put apostrophes in the right place
 - E Check other punctuation is right if you've used it
3. Then check your spelling-using a dictionary if required:
 - A Check the words you know you might of spelt wrong
 - B Check the words you think look wrong
 - C Check the endings of words
 - D Check the letters are in the right order
 - E Check the homophones (e.g. there/their)

SUGGESTED IDEAS FOR GROUP DISCUSSION - TUTOR LED

Aim

Compare and contrast the Walker portraits with other styles of paintings e.g. of landscapes, still life's, and abstract art

Arrange seating to create a discussion area that ensures maximum participation and ability for all to see.

Tutor led thought storm with group about the reasons artists might create portraits. Flipchart or record responses

Focus on the general idea that portraits tell about people and their lives.

Encourage the group to discuss together or in pairs, what they know (or can remember) about any of the people in any one of the Walker portrait examples.

Prompt by asking general questions like:

- How old is the person in the painting?**
- When did he / she live?**
- Was he / she poor or rich?**
- Where did they live?**
- Are there any objects in the portrait? Like a book, dog**
- Why did the artist include them?**
- What mood do you think the person was in when the portrait was made?**
- How does the portrait make you think or feel about the person?**

- What kinds of things have you learned about the person, where they lived, hobbies, choice of clothes-appearance by looking more carefully at his / her portrait?
- How are the lives of the Walker family different to our lives today?
- Would you of like to have lived during the Victorian years? If yes- why or no- why not?

SLc/L1.2 SLd/E2.2 Speaking and Listening Group Activities

Supporting resources for tutors

Use a variety of the Walker portraiture examples. To compare choose art from other sources, cultures-styles. This will be useful to encourage students to use visual structures and functions of art to communicate ideas. Through group discussion students might also reflect and assess the characteristics and merits of the work of others.

Useful source for art images is ArtToday, a web-based subscription service of royalty-free images at www.arttoday.com

Portraiture Web Site

NATIONAL PORTRAIT GALLERY, LONDON
[http://www.npg.org.uk/British portraits](http://www.npg.org.uk/British_portraits)

See list of further sources at the back of this pack

ADULT CORE CURRICULUM - BASIC SKILLS LITERACY

CRITERIA FOR LEARNERS WORKING AT ENTRY LEVEL THREE

The learner is able to:

CRITERIA	<u>REFERENCE</u>	<u>CAN DO/NEEDS HELP</u>
<u>TEXT FOCUS 1</u> Read and understand the main events in a continuous text of more than one paragraph accurately and independently	Rt/E3.1	
<u>TEXT FOCUS 2</u> Identifies the main points and ideas from the context	Rt/E3.4	
<u>SENTENCE FOCUS</u> Read a simple continuous text decoding unfamiliar words and predicting meaning, using implicit and explicit knowledge	Rs/E3.2	
<u>WORD FOCUS</u> Use a variety of reading strategies to help decode an increasing range of unfamiliar words	RW/E3.5	

Writing - Entry Level Three Criteria

Criteria	Can do this	Needs help
Can write complete sentences		
Can organise writing in short paragraphs		
Can proof read own work and correct writing / spell check		
Spell common / key words		
Produce legible text		
Use simple tenses and agreement correctly		
Can use punctuation correctly		

N.B. - do not expect 'word perfect' at this level.

Curriculum Reference:

Wt/E3.2 - Wt/E3.4 - Ws/E3.1

Ws/E3.1 - Ws/E3.2 - Ws/E3.3

Ww/E3.3 - Ww/E3.3

Useful Websites

www.artchive.com

www.findarticles.com

www.bbc.co.uk

www.ibilio.org

www.articlopedia.com

www.arthistory.about.com

www.kinerart.com

www.amazon.co.uk

www.ask.co.uk

www.school.discovery.com - this site is very useful for generating resources like worksheets and puzzles